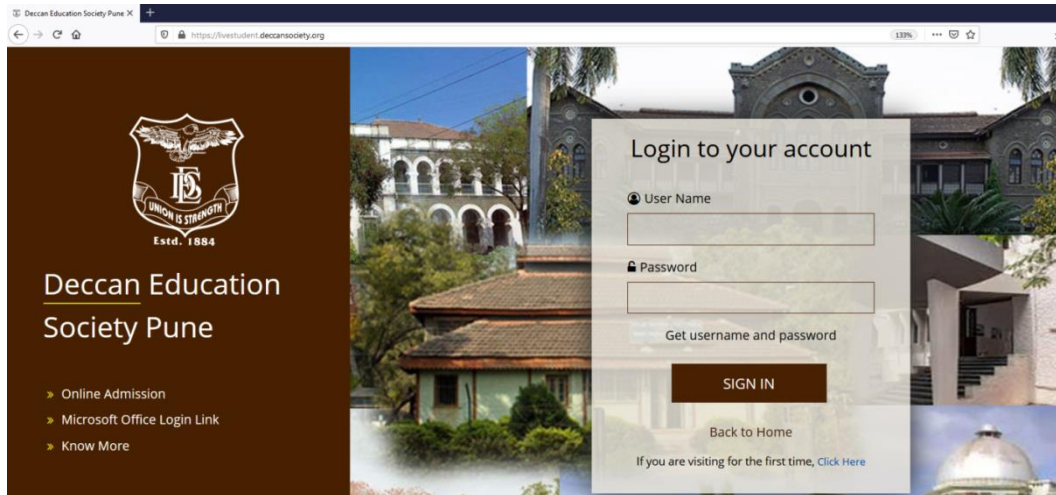


Guidelines to Check Junior College Result

URL -: <https://lvestudent.deccansociety.org>

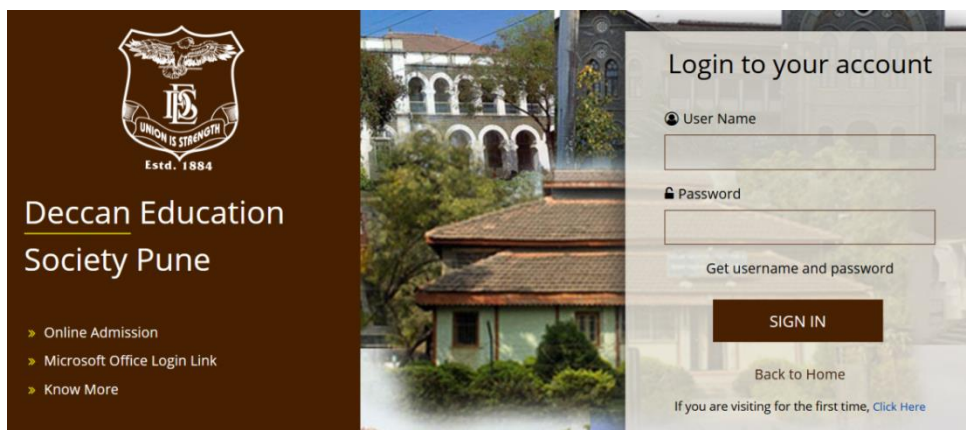
- 1) Click on above in link.
- 2) Click on Get username and password and enter your registered mobile no.



- 3) Enter Your Registered Mobile Number.

A screenshot of a modal form titled 'Get Username and Password'. The form has a close button in the top right corner. A yellow message box at the top states 'Password will be send on registered mobile number!'. Below this is a text input field with the placeholder text 'Enter registered mobile number'. At the bottom right of the form is a red button labeled 'Send Password'.

- 4) Please login with credentials received via SMS. (Student Dashboard).



- **Reset Password**

Reset Password

Old Password

New Password

Confirm Password

1615465456|

#####

I Agree By clicking **Reset Password**, you agree to the [Terms and Conditions](#) set out by this site, including our [Cookie Use](#).

- **Login after password reset**

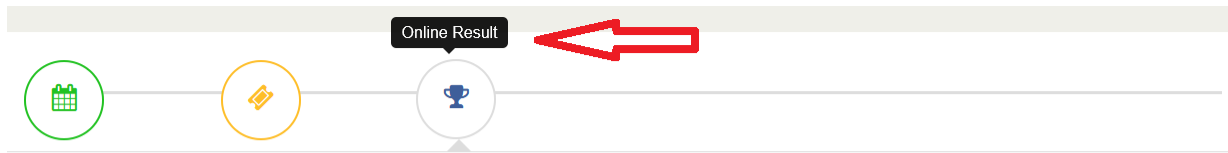
The screenshot shows the website for Deccan Education Society Pune. On the left, there is a logo with the text 'UNION IS STRENGTH' and 'Est'd. 1884'. Below the logo, it says 'Deccan Education Society Pune' and lists links for 'Online Admission', 'Microsoft Office Login Link', and 'Know More'. On the right, there is a 'Login to your account' form with fields for 'User Name' and 'Password', a 'SIGN IN' button, and a 'Back to Home' link. A note at the bottom says 'If you are visiting for the first time, [Click Here](#)'.

5) Then go to the **Examination** Module.

The screenshot shows a web browser window with the URL <https://livestudent.deccansociety.org/StudentPortalDashboard/Index/>. The page title is 'Index'. On the left, there is a sidebar menu with the following items: 'Dashboard', 'Profile', 'Examination' (highlighted with a red box), 'Exam Registration Form', 'JR Examination', and 'Class Attendance'. The main content area displays a bar chart titled 'Semester Wise Result'. The Y-axis is labeled 'Percentage' and ranges from 75 to 78. The X-axis is labeled 'Year/Semester' and has a single bar for 'XI SCIENCE'. The bar height is approximately 76.5%.

Year/Semester	Percentage
XI SCIENCE	76.5

6) Click on Online Result.



Exam Result

Exam Session *	Select Exam Session!
Course/Year *	
Grade Card Format *	Please Select

[Cancel](#)

7) Then FOLLOW THE GIVEN STEPS.

a) Exam session-: **JUNIOR 2020**

A) Course-: **FYJC OR FYJCNG**

B) Grade card -: **FORMAT 1**



Exam Result

Exam Session *	JUNIOR-2020
Course/Year *	FYJC
Grade Card Format *	Format 1

[Print Result](#) [Cancel](#)

8) After that click on **PRINT RESULT.**